

**TO:** Interested parties  
**FROM:** EMC Research  
**RE:** Findings from Recent Research among Likely June San Francisco Voters  
**DATE:** March 10, 2022

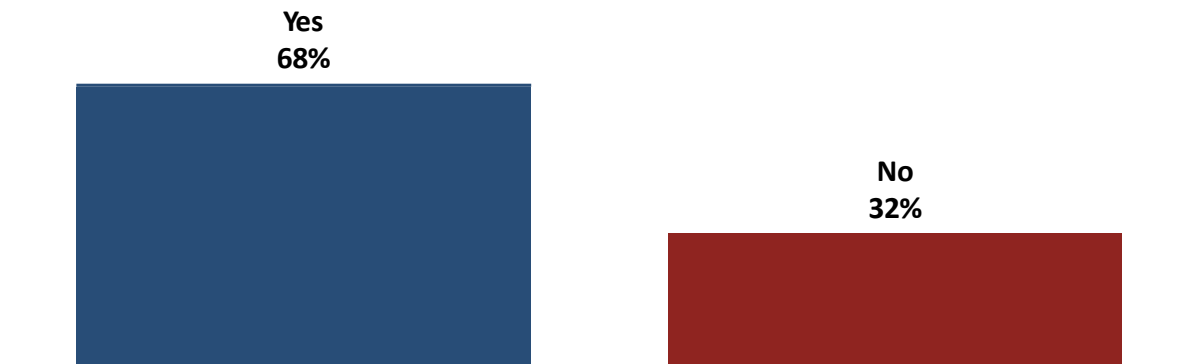
---

The following summarizes key takeaways from recent research among likely voters in San Francisco.

**Support for the June measure recalling District Attorney Chesa Boudin is well above the majority threshold.**

Over two-thirds (68%) of likely primary voters say they will vote yes to recall Boudin. Support is widespread with 64% of registered Democrats, 64% of voters under 50, and 71% of voters over 50 saying they support the recall today.

There will a measure on the June 2022 primary election ballot in San Francisco that reads:  
Shall Chesa Boudin be recalled (removed) from the Office of District Attorney?  
If the election were held today, would you vote yes to approve or no to reject this measure?



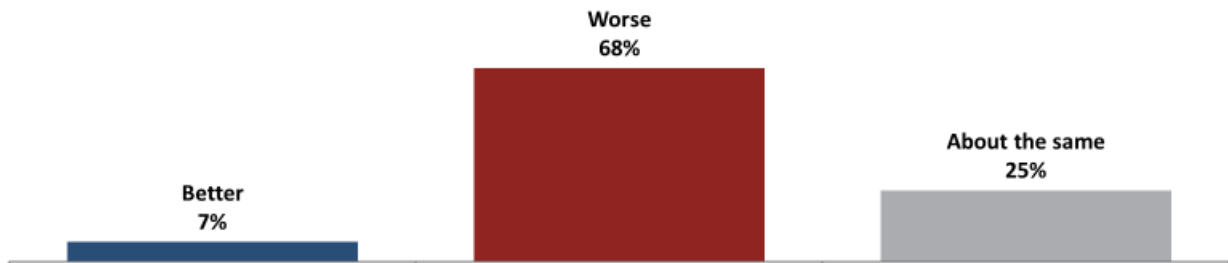
**Voters are unhappy with Boudin and don't think he is doing a good job.**

Survey results indicate that voters are familiar with Boudin despite his short time in office, and they are not happy with his performance. A majority hold him responsible for rising crime rates, don't think he's doing what's best for the community, and don't trust him.

- A total of 74% have an unfavorable opinion of Boudin, with 59% of voters overall having a **strongly unfavorable** opinion.
- 78% give Boudin a negative job performance rating including 59% who say he is doing a **poor** job.
- 73% disagree he "is keeping San Francisco safe"
- 69% disagree he "does what is best for the community"
- 51% disagree that Boudin is "honest and trustworthy"
- 61% agree he "is responsible for rising crime rates in San Francisco, especially burglaries and thefts"

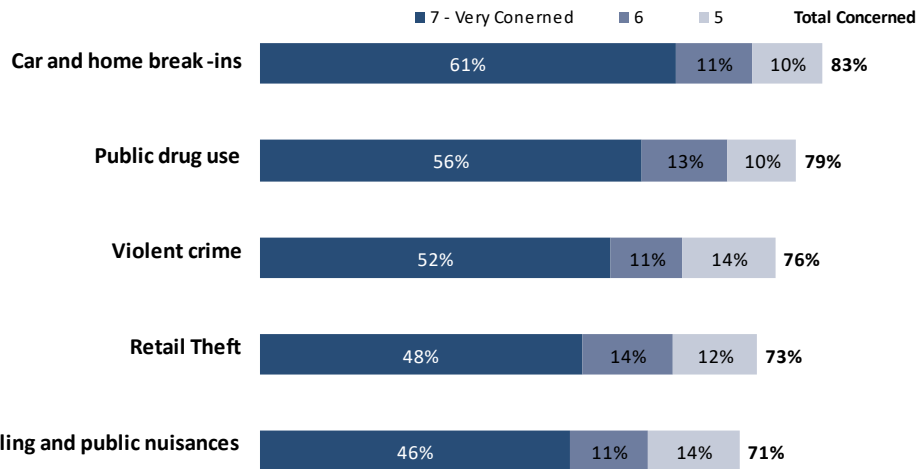
Over two in three voters say crime has gotten worse in the past year, and very few say it has gotten better.

**Thinking about crime in San Francisco, compared to a year ago would you say it is...**



**Voters are very concerned about specific crime related issues.**

There is widespread concern about public safety, with over seven in ten concerned about crime related issues of car and home break-ins, public drug use, violent crime, retail theft, and panhandling and public nuisances, with significant intensity.



Questions asked on a 1-7 scale from 7 - Very concerned, to 1 - Not at all concerned.

**Messaging in support of the recall is compelling to voters, and they are not moved by information against it.**

Significant majorities of voters find messaging in support of the recall compelling, including:

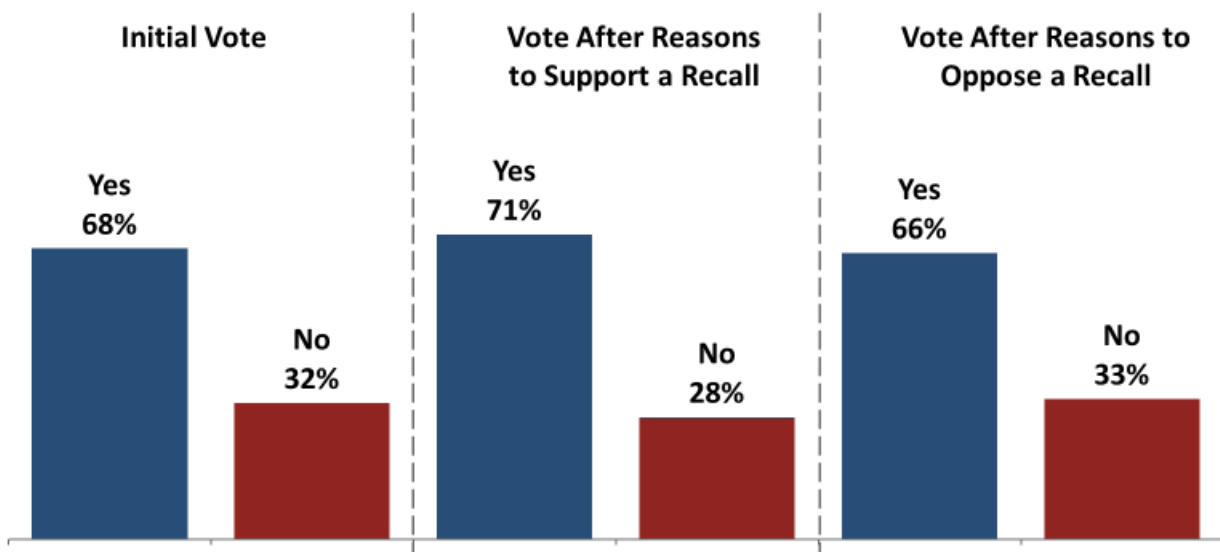
- 71% (52% extremely compelling) for “Chesa Boudin has emboldened criminals who know his “catch and release” policy means they will face no consequences. In his first year in office, burglaries spiked by 49%, and 84% of charged perpetrators were back on the streets within two days”.
- 71% (46% extremely compelling) for “Under Chesa Boudin’s tenure, 51 prosecutors have left his office in protest over his mismanagement, threats to withhold evidence, decisions to hand down lenient sentences or not press charges, and release violent criminals early. Until we recall Chesa Boudin, more and more prosecutors will continue to leave”; and

- 67% (39% extremely compelling) for “Domestic violence cases in San Francisco are rising under Chesa Boudin, yet he has chosen to prosecute only 14% of cases, leaving the vast majority of domestic violence victims, and their children, vulnerable to their abusers who remain on the streets -- every single day.”

This compares to only 31% of voters who find it compelling that “This recall is a Republican-funded effort to attack progressive justice in San Francisco. The recall’s top funders have also given hundreds of thousands of dollars to Trump, Mitch McConnell, and other Republican causes.”

**Voters have made up their minds on this issue.**

Support for the recall is solidly above a majority at the beginning of the survey and moves very little after a simulated campaign with information on both sides. Clearly, San Francisco voters have made their decision a few months ahead of ballots arriving.



*Methodology*

The findings in this memo come from a mixed mode telephone and email- and text-to-web survey conducted February 17th – 21st, 2022 by EMC Research among 800 likely voters in San Francisco. Telephone interviews were conducted by trained, professional interviewers; landlines and mobile phones included. Email and text invitations were sent with link to the web survey. The results have an overall margin of error of  $\pm 4.4$  percentage points. The survey was offered in English and Chinese.